

The Rehabilitation Center at St. Mary Medical Center



Total Number
of Patients

506




47.4%

Male

52.6%

Female



Average Age
of Patient

72.4



Average Days
on Rehab

10.6



Discharged
to Home or
Assisted Living

86.6%



Discharged to
Skilled Nursing
Facility

7.3%

Total Stroke Patients

110 or 22%
84.5% Returned
to Home or
Assisted Living

Total Brain Injury Patients

78 or 17%
89.8% Returned
to Home or
Assisted Living

Total Neuro Patients

62 or 12%
83.9% Returned
to Home or
Assisted Living

The Rehabilitation Center at St. Mary Medical Center

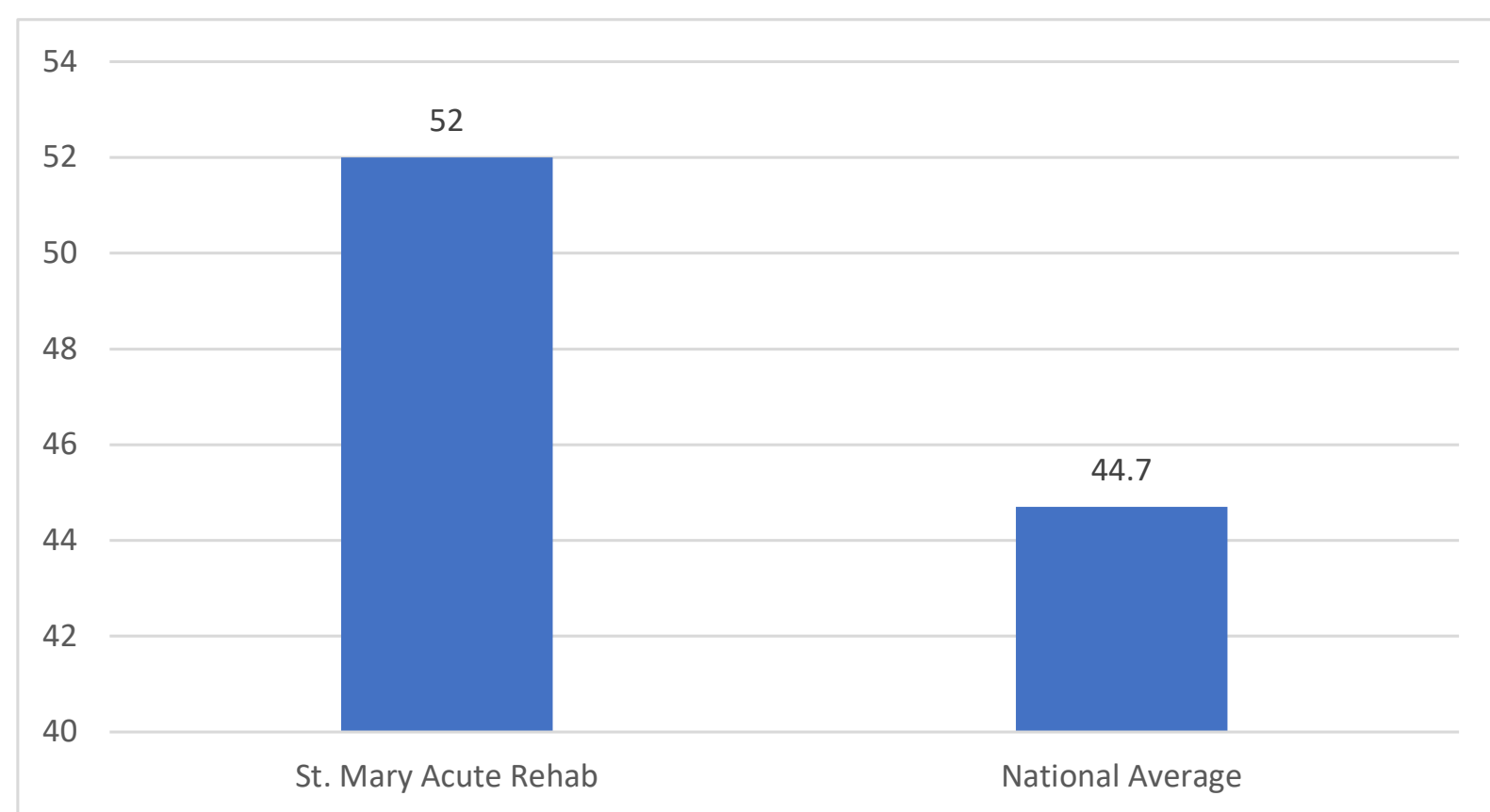


Total Stroke Patients: 110

Average Age: 70.6 • Male: 47.3% • Female: 52.7%



*Functional Gain Admission to Discharge



Discharge Destinations

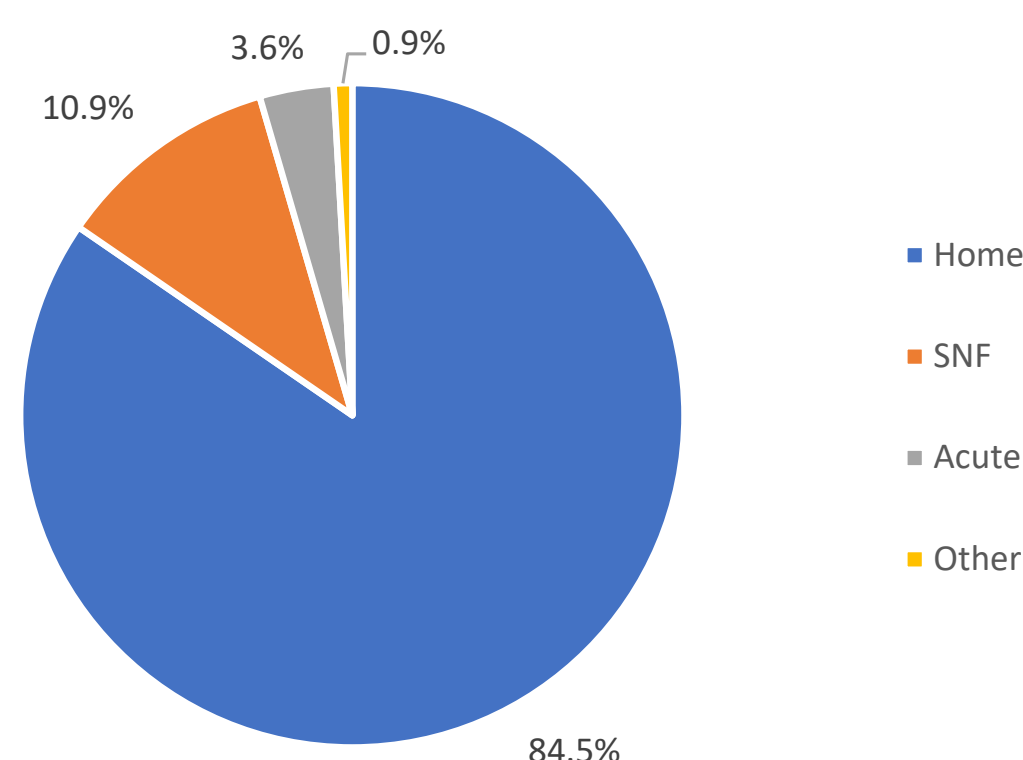
Number of Patients

Community Living/Home Setting **93**

Skilled Nursing Facility **12**

Acute **4**

Other **1**



*Functional Gain scores are based on Medicare Quality Indicator Metrics that measure gains in mobility and self-care tasks. The scores are ranked from total dependence (1) to total independence (6).